Toloka

Requester registration in Toloka

Stage 1

Requester registration in Toloka

To use Toloka as a requester, you need to create a separate ID. It's impossible to use the same account you used as a performer. Still, you can attach both accounts to the same phone number.

1. Go to https://toloka.ai/get-started and press Get started

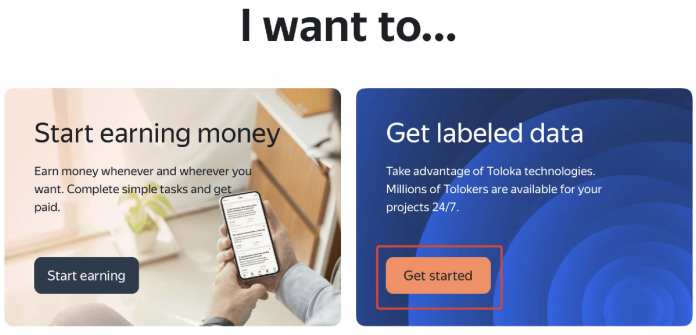

2. Enter your email or choose to enter via social network. Either way, an ID will be created.

Note: Nevermind the button says "Log in", you can sign up for a new account here as well :)



3. Fill in the your name and press Next

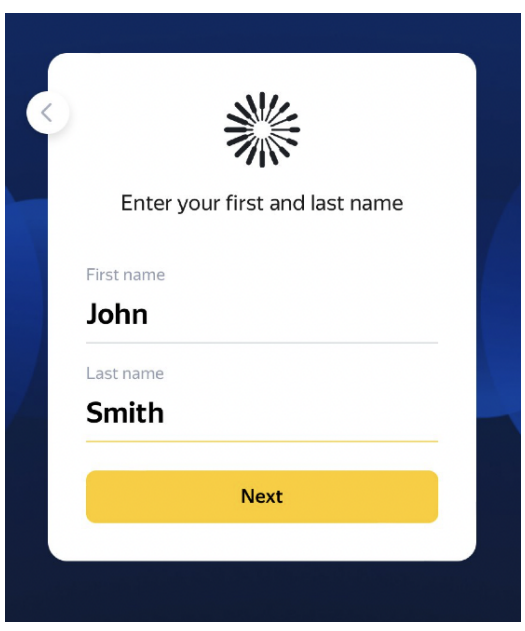

4. Create a password and click Next

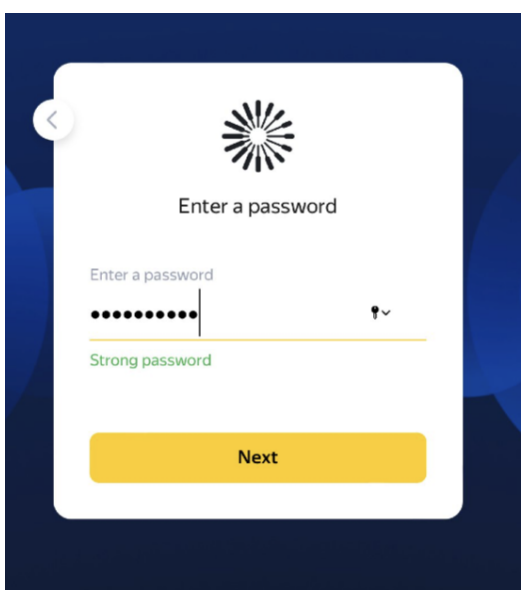

5. Decide if you want to receive offers and click Register

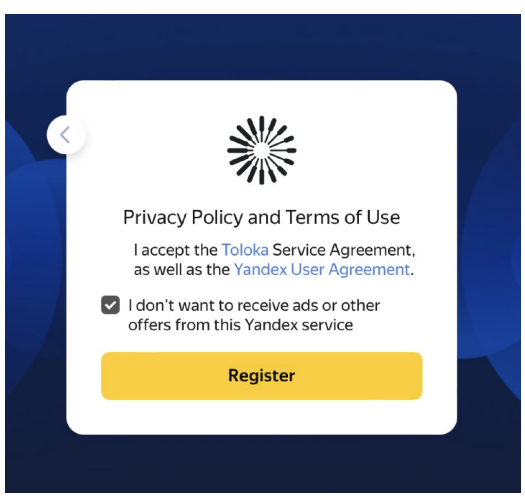

6. Tell us a bit more about yourself and click Get started. Now you're a Toloka requester!

